

# HOW TO CREATE A PORTFOLIO OF INVESTMENT

The process of register, create and pay your portfolio.

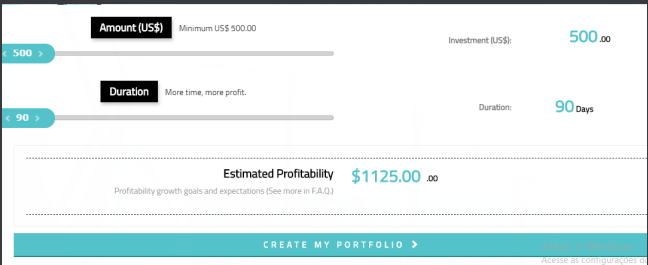
## ACCESS THE HOMEPAGE AND REGISTER A NEW USER

Register on the homepage [www.ordsky.com](http://www.ordsky.com) to access your Dashboard.




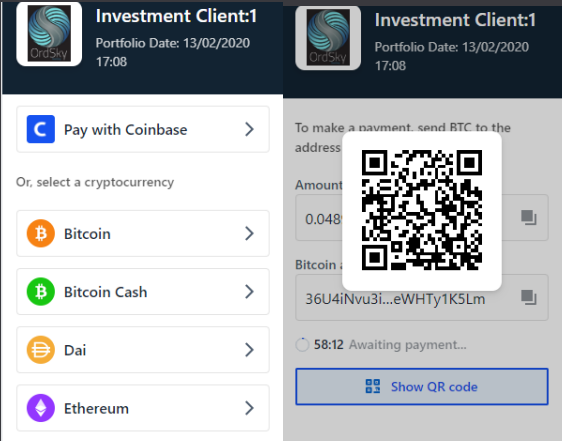
## CREATE YOUR PORTFOLIO

Choose the amount for investing (US\$), select the grace period and verify "Estimated Profitability", than select for create your plan.



## PAYMENT DETAILS

After create your plan, you will be redirected to Coinbase exchange for payment confirmation. The amount will be converted into the selected currency and you will be able to pay by QR Code.



## SPRAY FOR EXCHANGES

Your investment is split in to the various exchange accounts for traders, making the procedure even safer.



## TRADERS

Now, we begin operate your investment based in the best opportunities in the cryptocurrency market, high gains and low risks.

## TRACK YOUR PROFIT

It's time to track your profit on the Dashboard by active portfolio information, capital accumulation charts and montly detailed performance reports.

